




Heavy Construction Equipment > Terra Point LLC > **Major Construction, Transportation, Utility, Sale**

## Major Construction, Transportation, Utility, Sale

by Terra Point LLC

Event Begins: Thursday, November 19, 1:52 PM Central  
 First lots ends Tuesday, December 8, 12:00 PM Central  
 Last lot ends Tuesday, December 8, 2:00 PM Central

Multi Million Dollar Auction of Construction Equipment, Utility, Transportation Equipment featuring John Deere, Cat, Tesmec, Vermeer, Peterbilt, Link Belt, Grove and Much Much More.



### 2001 International 4700 T444E Dump Truck

Lot #100 (Sale Order 100 of 41)

Vin: 1HTSCABM71H402674 Date of Mfg: 07-FEB-2001 Mileage: 35,775 POWER STEERING POWER HYDRAULIC BRAKES HYDRAULIC DUMP BED 10'BOX MANUAL TAIL GATE PINTEL HITCH DUAL FRONT TOW HOOKS ELECTRIC TRAILER BRAKE CONTROL MUNCIE PTO GVW: 13,400lbs



### 1996 International 9300 Truck Sleeper Truck

Lot #101 (Sale Order 101 of 41)


Truck VIN: 2HSFBAMR6TC011785 Mileage: 929,116 as of 10-18-15 \*) Detroit 60 Series Diesel Engine (470 HP \*) Eaton Fuller 8LL Transmission \*) Air Ride Suspension \*) 11R24.5 Tires x (10) Location: Lone Grove, OK 73443



### 2001 Mack DMM688EX Truck

Lot #102 (Sale Order 102 of 41)


Mileage: 267,049 as of 10-18-15 Hours: 12,049 as of 10-18-15 \*) Mack E7 Diesel Engine (350 HP \*) Eaton Fuller 8LL Transmission \*) Henderickson Suspension \*) 11R24.5 Tires x (8) \*) 445/65R22.5 Tires x (4) Location: Lone Grove, OK 73443



### 2012 Peterbilt Truck Day Cab Winch

Lot #103 (Sale Order 103 of 41)

Truck VIN: 1NP-TL4TX-6-DD164459 Mileage: 42,946 as of 10-18-15 \*) Cummins Diesel Engine (450 HP \*) Eaton Fuller 8LL Transmission \*) Air Ride Suspension \*) 12.00r24 Tires x (8) \*) 445/65R22.5 Front Tires x (2) \*) Bed is 104" Wide x 26' Long \*) Paccar Winches Location: Lone Grove, OK 73443



#### Peterbilt 379 Truck Day Cab Winch Truck

Lot #104 (Sale Order 104 of 41)

Truck VIN: 1XP-5D89X-7-6N882221 Mileage: 504,645 as of 10-18-15 \*) Caterpillar C15 Diesel Engine (625 HP) \*) Eaton Fuller 8LL Transmission \*) Air Ride Suspension \*) 385/65R22.5 Tires x (2) \*) 11R24.5 Tires x (12) \*) Paccar Winch Location: Lone Grove, OK 73443



#### 2006 Peterbilt PB335 Truck Day Cab with Flatbed

Lot #105 (Sale Order 105 of 41)


Truck VIN: 2NPLHD7XX7M676784 Mileage: 93437.9 as of 10-18-15 Hours: 6,741 as of 10-18-15 \*) Caterpillar C7 Diesel Engine (330 HP) \*) Eaton Fuller 8LL Transmission \*) Air Ride Suspension \*) 11R22.5 Tires x (6) \*) Bed is 7' 10" Wide & 15' 6 1/2" Long Location: Lone Grove, OK 73443



#### 1974 Kenworth C500 Truck Day Cab Winch

Lot #106 (Sale Order 106 of 41)

Truck VIN: 143896 Mileage: 22,919.6 as of 10-18-15 Hours: 6,895 as of 10-18-15 \*) Cummins NTC 350 Diesel Engine (350 HP) \*) Eaton Fuller 1241C Transmission \*) Henderickson Suspension \*) 11R24.5 Tires x (10) \*) Winch Location: Lone Grove, OK 73443



#### 2000 Ford F550 Pickup Flatbed

Lot #107 (Sale Order 107 of 41)

Truck VIN: 1FDAF56F7YEA18498 Mileage: 114,841 as of 10-18-15 \*) 7.3L Power Stroke Diesel Engine \*) 5 speed manual Transmission \*) 225/70R19.5 Tires x (6) \*) Winch Location: Lone Grove, OK 73443



#### 1992 Lift-A-Load Hi Lo Gooseneck Trailer

Lot #200 (Sale Order 200 of 41)

Model: EPT4.715 Trailer VIN: 1LPTE2153N1FEB006 \*) 9R17.5 Tires x (4) \*) Bed is 62" Wide & 15' Long \*) Ramp is 48" Long x 62" Wide \*) Ramsey Electric Winch Specifications and Features (Base Trailer) \_\_\_\_\_ Ground to Travel to Dock Height 2 - 1/2" Pintle Hitch 8" Frame Depth 215-75R-17.5H Tire Size 48" Tailgate Ramp DC Electric / Hydraulic Pump DOT Lights & Reflectors Grade 55 - 3/16" Diamond Plate Flooring Fold Down Transport Locks Hydraulic Safety Valves Single Pin Grounded +12 VDC Power Cable Blue with White Trim Standard Tailgate Hand Winch 17.5 x 6.75, 8 Bolt Disc Wheels 12-1/4" x 3-3/8" Electric Brakes on 4 Wheels Tie Downs (6) Rear Platform Support Jacks Breakaway Kit with Chains Tongue Jack Loads: 15000 lbs Payload 6160 lbs Trailer Weight 1390 lbs Hitch Empty Weight 3640 lbs Hitch Fully Loaded Weight 21160 lbs GVWR Two (2), 9000 lb Axles Location: Lone Grove, OK 73443

**2003 Kalyn Siebert LBO-4-60T Lowboy Trailer**

Lot #201 (Sale Order 201 of 41)

Trailer VIN: 105396 \*) Air Ride Suspension \*) 4 Axle Trailer \*) 255/70R22.5 Tires x (16) \*) 60 Ton Location: Lone Grove, OK 73443

**2006 Holden HMD60 50' Lowboy Trailer**

Lot #202 (Sale Order 202 of 41)

Trailer VIN: 12HMD61536N609870 \*) Air Ride Suspension \*) 5 Axle Trailer \*) 255/70R22.5 Tires x (20) \*) 60 Ton \*) 4 Popup rollers on bed Location: Lone Grove, OK 73443

**40' Flatbed Trailer**


Lot #203 (Sale Order 203 of 41)

Dual Axle, 8 Wheel 5th Wheel Hitch

**2006 Sterling Truck with Manitex 124WL Crane**


Lot #300 (Sale Order 300 of 41)

Truck VIN: 2FZHATDC86AV55705 Manitex S/N: 125310 inspection expires 10-2015 Mileage: 66,634.4 as of 10-18-15 \*) Caterpillar C7 Diesel Engine \*) Eaton Fuller 8LL Transmission \*) Hendrickson Suspension \*) 11R22.5 Tires Rear x (8) \*) 445/65R22.5 Tires Front x (2) Description Manitex 124WL 124' 4-section telescopic boom Features 4--Section 124 â€™ (37,8 m) or 102 â€™ (31,1 m)Proportional boom 135 â€™ (41,2 m) Maximum main boom tip height Custom boom point adapter for auxiliary hoist operations 22 â€™ 4 â€™ (6,8 m) A-frame link type pedestal outriggers 19 â€™ 10 â€™ (6,1 m) Behind the cab front out-down type outriggers Single rear stabilizer 2-Speed Planetary Main hoist with grooved drum and negative draft angle Single speed auxiliary planetary hoist Load moment indicator with digital display,CAN bus,overload shutdown and internal boom length cable Rugged,weatherproof electrical system with circuit status LEDs Removable boom rest 21 â€™ (6,4 m) clear deck space System pressure gauge Clamp-on mounting SAE O-ring and O-ring face seal adapters Location: Lone Grove, OK 73443

**2006 Sterling Truck with Manitex 124WL Crane**

Lot #301 (Sale Order 301 of 41)

Truck VIN: 2FZHATDC47AW89323 Manitex S/N: 139943 inspection expires 10-2015 Mileage: 54,502.7 as of 10-18-15 \*) Caterpillar C7 Diesel Engine \*) Eaton Fuller 8LL Transmission \*) Hendrickson Suspension \*) 11R22.5 Tires Rear x (8) \*) 445/65R22.5 Tires Front x (2) Description Manitex 124WL 124' 4-section telescopic boom Features 4--Section 124 â€™ (37,8 m) or 102 â€™ (31,1 m)Proportional boom 135 â€™ (41,2 m) Maximum main boom tip height Custom boom point adapter for auxiliary hoist operations 22 â€™ 4 â€™ (6,8 m) A-frame link type pedestal outriggers 19 â€™ 10 â€™ (6,1 m) Behind the cab front out-down type outriggers Single rear stabilizer 2-Speed Planetary Main hoist with grooved drum and negative draft angle Single speed auxiliary planetary hoist Load moment indicator with digital display,CAN bus,overload shutdown and internal boom length cable Rugged,weatherproof electrical system with circuit status LEDs Removable boom rest 21 â€™ (6,4 m) clear deck space System pressure gauge Clamp-on mounting SAE O-ring and O-ring face seal adapters Location: Lone Grove, OK 73443



**2006 Sterling Truck with Manitex 124WL Crane**

Lot #302 (Sale Order 302 of 41)

Truck VIN: 2FZHATDC66AV55735 Manitex S/N: 125064 inspection expires 10-2015 Mileage: 93495.7 as of 10-18-15 \*) Caterpillar C7 Diesel Engine \*) Eaton Fuller 8LL Transmission \*) Hendrickson Suspension \*) 11R22.5 Tires Rear x (8) \*) 445/65R22.5 Tires Front x (2) Description Manitex 124WL 124' 4-section telescopic boom Features 4--Section 124 â€™ (37,8 m) or 102 â€™ (31,1 m)Proportional boom 135 â€™ (41,2 m) Maximum main boom tip height Custom boom point adapter for auxiliary hoist operations 22 â€™ 4 â€ (6,8 m) A-frame link type pedestal outriggers 19 â€™ 10 â€ (6,1 m) Behind the cab front out-down type outriggers Single rear stabilizer 2-Speed Planetary Main hoist with grooved drum and negative draft angle Single speed auxiliary planetary hoist Load moment indicator with digital display,CAN bus,overload shutdown and internal boom length cable Rugged,weatherproof electrical system with circuit status LEDs Removable boom rest 21 â€™ (6,4 m) clear deck space System pressure gauge Clamp-on mounting SAE O-ring and O-ring face seal adapters Location: Lone Grove, OK 73443

**2006 Sterling Truck with Manitex 124WL Crane**

Lot #303 (Sale Order 303 of 41)

Truck VIN: 2FZHATDC97AW89219 Manitex S/N: 133214 inspection expires 10-2015 Mileage: 66,629.6 as of 10-18-15 \*) Caterpillar C7 Diesel Engine \*) Eaton Fuller 8LL Transmission \*) Hendrickson Suspension \*) 11R22.5 Tires Rear x (8) \*) 445/65R22.5 Tires Front x (2) Description Manitex 124WL 124' 4-section telescopic boom Features 4--Section 124 â€™ (37,8 m) or 102 â€™ (31,1 m)Proportional boom 135 â€™ (41,2 m) Maximum main boom tip height Custom boom point adapter for auxiliary hoist operations 22 â€™ 4 â€ (6,8 m) A-frame link type pedestal outriggers 19 â€™ 10 â€ (6,1 m) Behind the cab front out-down type outriggers Single rear stabilizer 2-Speed Planetary Main hoist with grooved drum and negative draft angle Single speed auxiliary planetary hoist Load moment indicator with digital display,CAN bus,overload shutdown and internal boom length cable Rugged,weatherproof electrical system with circuit status LEDs Removable boom rest 21 â€™ (6,4 m) clear deck space System pressure gauge Clamp-on mounting SAE O-ring and O-ring face seal adapters Location: Lone Grove, OK 73443

**1996 Grove TMS700B 50 Ton Crane**

Lot #304 (Sale Order 304 of 41)

VIN: CR00285 MILEAGE: 85,012 as of 10-18-2015 CARRIER ENGINE Make Cummins Model 6CTA Gross Power 250 hp 186.4 kw Power Measured @ 2400 rpm Max Torque 660.1 lb ft 895 Nm Torque Measured @ 1300 rpm Displacement 506.5 cu in 8.3 L Operational Number of Axels 4 Carrier Fuel Capacity 99.3 gal 376 L Upper Structure Hydraulic System Fluid Capacity 217.9 gal 825 L Operating Voltage 12 V Tire Size Front - 425/65R22.5-18PR / Rear - 11.0 x 20-14PR Transmission Type Roadranger Number of Forward Gears 13 Number of Reverse Gears 3 Max Speed - Forward 50 mph 80.5 km/h Boom Number of Sections 4 Min Height @ Max Raise Angle 35 ft in 10.7 m Max Height @ Max Raise Angle - no jib 118 ft in 36 m Max Elevating Angle 78 degrees Max Lift Capacity 100000 lb 45359.2 kg Min Working Radius 9 ft in 2.7 m Max Working Radius 100 ft in 30.5 m Swing Speed 2.5 rpm Dimensions Transport Length 42 ft in 12790 mm Transport Width 7.7 ft in 2337 mm Transport Height 10.7 ft in 3269 mm Ground Clearance 0.92 ft in 279 mm Width w/ Outriggers Extended 20 ft in 6096 mm Carrier Length 35.7 ft in 10888 mm Upper Structure Tail Swing Radius 13.3 ft in 4064 mm Located in Lone Grove, OK 73443

**2006 LinkBelt HTC 8650 50 Ton Crane**

Lot #305 (Sale Order 305 of 41)

VIN: 1F9L8J6816L028554 MILEAGE: 38,045 as of 10-18-2015 35.5â€™ â€” 110â€™ (10.82 â€” 33.53 m) 4-section boom \* 28.5â€™ (8.7 m) offsettable fly \* 28.5â€™ â€” 51â€™ (8.69 - 15.54 m) two-piece offsettable fly \* 167â€™ (50.90 m) maximum tip height Height: 11â€™ 6.69â€” (3.52 m) Width: 8â€™ 6â€” (2.59 m) Length: 43â€™ 6.38â€” (13.27 m) \* 60.1 mph (96.8 km/hr) travel speed \* 19' 3" (5.86 m) wheel base \* Front tires - 425/65R22.5; rear tires â€” 11R22.5 \* Caterpillar C-11 11.1 L 365 hp (272.2 kW) diesel engine \* ZF AS Tronic 12-speed automated transmission \* 20â€™ 6.25â€” (6.25 m) outrigger spread, 19â€™ 10.32â€” (6.05 m) outrigger base \* 15,519 lbs (7 039 kg) maximum winch line pull \* 499 fpm (152.1 m/min) maximum winch line speed \* Air Ride Suspension Design â€” Four section, box type construction of high tensile steel consisting of one base section and three telescoping sections. The vertical side plates have diamond shaped impression for superior strength to weight ratio. The first telescoping section extends independently by means of one doubleâ€”acting, single stage hydraulic cylinder with integrated holding valves. The second and third telescoping sections extend proportionally by means of one doubleâ€”acting, single stage cylinder with integrated holding valves and cables. 35.5 to 110 ft (10.8 to 33.5 m) fourâ€”section full power boom Two mode boom extension: Aâ€”max mode provides superior capacities by extending the first telescope section to 60.3 ft (18.4 m). Standard mode synchronizes all the telescoping sections proportionally to 110 ft (33.5 m). Controlled from operatorâ€”s cab. Mechanical boom angle indicator Maximum tip height for Aâ€”max mode is 68.8 ft (21.0 m) and standard mode is 117.4 ft (35.8 m). Boom Head Four 16.5 in (41.9 cm) root diameter nylon sheaves to handle up to eight parts of line Easily removable wire rope guards Rope dead end lugs on each side of the boom head Boom head is designed for quick reeve of the hook block Boom Elevation One double acting hydraulic cylinder with integral holding valve Boom elevation: â€”3 to 78 Auxiliary Lifting Sheave â€” Optional Single 16.5 in (41.9 cm) root diameter nylon sheave Easily removable wire rope guard Does not affect erection of the fly or use of the main head sheaves. Hook Blocks and Ball â€” Optional 40â€”ton (36.3 mt) 4 sheave quickâ€”reeve hook block with safety latch 50â€”ton (45.4 mt) 5 sheave quickâ€”reeve hook block with safety latch 8.5â€”ton (7.7 mt) swivel and nonâ€”swivel hook balls with safety latch Fly â€” Optional 28.5 ft (8.7 m) one piece lattice fly, stowable, offsettable to 2, 20 and 40. Maximum tip height is 144.8 ft (44.1 m). 28.5 to 51 ft (8.7 to 15.5 m) two piece biâ€”fold lattice fly, stowable, offsettable to 2, 20 and 40. Maximum tip height is 166.9 ft (50.9 m). Cab and Controls Environmental Ultraâ€”Cab â€” Fully enclosed, one person cab of composite structure with acoustical insulation. Equipped with: Tinted and tempered glass windows Extraâ€”large fixed front window with windshield washer and wiper Swing up roof window with windshield wiper Sliding left side door with large fixed window Sliding rear and right side windows for ventilation Six way adjustable, hydraulically cushioned seat with seat belt and storage compartment Engine dependent warmâ€”water heater with defroster nozzles for the front window and cab floor Bubble level Circulating fan Adjustable sun visor Dome light Cup holder Fire extinguisher Left side viewing mirror Pullâ€”out Cabwalk â€” optional Controls â€” Two dual axis hydraulic joystick controllers or two optional single axis hydraulic controllers for: Swing Boom hoist Main rear winch Warning horn button Auxiliary front winch â€” optional Drum rotation indication Winch high/low speed and disable switch Telescopic override switch Overhead console mounted controls and indicators for: Engine ignition Engine throttle lock Drum rotation indicator Front windshield wiper and washer Cab floodlights Warning horn Function disable Swing park brake Air conditioning â€” optional Boom floodlight â€” optional Third wrap indicators â€” optional Outriggers controls â€” Hand held control box with umbilical cord gives the operator the freedom to look about while setting the outriggers. Foot controls for: Boom telescope Swing brake Engine throttle Cab Instrumentation â€” Ergonomically positioned analog instrumentation for crane operation including: Check and stop engine indicators Engine coolant temperature with warning indicator Hydraulic oil temperature with warning indicator Engine oil pressure with warning indicator

**2007 Cummins 60KW Generator w/ enclosure**



Lot #400 (Sale Order 400 of 41)

Model: DWC-PS-01 Cummins S/N: 19265A Hours: 29 as of 10-18-15 Location: Lone Grove, OK 73443

**National 340 JWS Mud Pump**

Lot #401 (Sale Order 401 of 41)

80 Barrel Reverse Tank Detroit Diesel Engine with 2,070 hrs Heavy Duty Skid






**SV 500 Slurry Vac**

Lot #402 (Sale Order 402 of 41)

500-gallon debris tank with reverse pressure for blowback 300 cfm@ 22-27 inches of mercury Rotary vein vacuum pump, with reverse pressure 19 hp Kohler diesel tier 3 final 15-gallon fuel tank 5â€™ x 8â€™ skid with lifting eyes and forklift slots Empty weight 3,800 lbs. Full-tank automatic shut-off with tank level indicator Automatic secondary catch tank Designed for Barge and Inland Water Remediation Use Applications used: Animal Waste Cleanup Catch Basin Cleaning Dairy Farm Cleanup Fertilizer Plant Cleanup Foundation Stabilization Grain Elevator Cleanup Hurricane Cleanup Lift Station Cleaning Locating Underground Utility Lines Manhole Cleanup and Maintenance Mud Removal Oil Spill Cleanup Pond Cleanup Silo Cleaning Slurry Removal Stall Cleaning Storm Drain Cleaning Toxic and Non-Toxic Spill Cleanup Water Valve Cleaning Wet / Dry Material Removal



**2008 Truck Mounted Boom Operated High Pressure Wash System**

Lot #403 (Sale Order 403 of 41)

2008 Freightliner M2 106 Truck VIN: 1FVACWDT88HZ84499 â€¢ Mileage: 320,640.2 as of 10 -31-2015 â€¢ Cummins 220 HP diesel engine â€¢ Automatic transmission â€¢ (2) Under -mount Tool/Storage Boxes â€¢ Pyle Backup Camera â€¢ Bed 11â€™10â€™ Length & 8â€™ 1/2â€™ Width â€¢ 295/75r22.5 x (6) tires â€¢ Air Suspension Seat â€¢ AM / FM CD R adio â€¢ OK Tag I70236 02 -2016 All New Custom Equipment Attached to 2008 Freightliner: RETRACTABLE SPRAY BOOM â€¢ 22â€™ 8â€™ boom length â€¢ Hydraulically operated on vertical axis â€¢ Patented swing -out design â€¢ 3000 PSI, high -volume wash capability â€¢ 22 interc hangeable high-pressure nozzles WATER PRESSURIZATION â€¢ Cat C2.2 56 HP Diesel Pony Engine (05-2012) â€¢ Cat 3560 Triplex Pump - 25 GPM WATER CONTAINMENT AND TREATMENT â€¢ 1,500 gallon Norwesco low -profile water hauling tank â€¢ On -board water treatment tanks for de-ionized, spot-free wash â€¢ Coxreels motorized hose reel â€¢ 300 ft. 3/8â€™ length â€¢ 200â€™ 3/8â€™ 4000psi blue high - pressure hose â€¢ Mount installed for additional motorized hose ree l



**Caterpillar D398 Field Engine**

Lot #404 (Sale Order 404 of 41)

NH012



**Caterpillar D379 Field Engine**

Lot #405 (Sale Order 405 of 41)

NH007



**Caterpillar D379 Field Engine**

Lot #406 (Sale Order 406 of 41)

NH010



### Caterpillar D398 Field Engine


Lot #407 (Sale Order 407 of 41)

NH011



### Caterpillar Radiator for Field Engines


Lot #408 (Sale Order 408 of 41)



### 2008 John Deere 624J Wheel Loader

Lot #500 (Sale Order 500 of 41)

Serial Number: DW624JZ621483 Hours: 3,935 as of 10-31-2015 \*) Cab AC & Heat \*) Ride Control \*) Rice Lake Weighing Systems w/ Printer \*) Delco AM / FM Radio \*) John Deere 6068H Diesel Engine \*) 3.5 Cu Yd Bucket \*) 20.5R25 Tires x (4) Located in Lone Grove, OK 73443 Specifications Engine Make John Deere Model 6068H Net Power 198 hp 147.6 kw Power Measured @ 1800 rpm Displacement 414 cu in 6.8 L Torque Measured @ 1600 rpm Max Torque 617 lb ft 837 Nm Number of Cylinders 6 Torque Rise 55 % Aspiration Turbocharged charge air cooled Operational Operating Weight 32290 lb 14647 kg Fuel Capacity 93 gal 352 L Hydraulic System Fluid Capacity 32 gal 119 L Engine Oil Fluid Capacity 5.5 gal 21 L Cooling System Fluid Capacity 7.1 gal 27 L Transmission Fluid Capacity 6.1 gal 23 L Front Axle/Diff Fluid Capacity 5.8 gal 22 L Rear Axle/Diff Fluid Capacity 4.5 gal 17 L Static Tipping Weight 30143 lb 13673 kg Turning Radius 17 ft in 5181.6 mm Operating Voltage 24 V Alternator Supplied Amperage 80 amps Rear Axle Oscillation 24 degrees Tire Size 20.5 R25 Transmission Type automatic Powershift Number of Forward Gears 4 Number of Reverse Gears 3 Max Speed - Forward 24.6 mph 39.6 km/h Max Speed - Reverse 16 mph 25.8 km/h Hydraulic System Pump Type Variable axial piston Relief Valve Pressure 3675 psi 25320 kPa Pump Flow Capacity 60 gal/min 227 L/min Raise Time 5.8 sec Dump Time 1.7 sec Lower Time 2.8 sec Bucket Breakout Force 28483 lb 126.7 kN Dump Clearance at Max Raise 8.4 ft in 2870 mm Bucket Width 8.5 ft in 2590.8 mm Bucket Capacity - heaped 3.5 yd<sup>3</sup> 2.7 m<sup>3</sup> Dimensions Length with Bucket on Ground 24.8 ft in 7570 mm Width Over Tires 101.7 ft in 2582 mm Height to Top of Cab 10.9 ft in 3330 mm Ground Clearance 17.1 ft in 430 mm Wheelbase 9.9 ft in 3020 mm Hinge Pin - Max Height 13 ft in 3960 mm



### 2013 John Deere 772GP Motor Grader

Lot #501 (Sale Order 501 of 41)

THIS 2013 772GP HAS FACTORY EXT. WARRANT (POWER TRAIN & HYD) THROUGH AUG 2016 s/n 1DW772GPLDE651192 Hours: 2796 Operating Weight, kg (lbs)17382 (38320) ELECTRO HYDRAULIC CONTROLS 9.0L ENG,EPA TIER IV ALTERNATOR 130 AMP JDLINK ULTIMATE(W/SIM1) N.A.BLACK EXHAUST STACK IT4 ENGBLADE IMPACT ABSORPTION SYST 14'X24"X7/8" MB (6"CEX5/8") QC CRCL INSERTS - BRONZE HD TOPCON READY ENGLISH OPERATOR MANUAL DUAL INPUT W/ SLIP CLUTCH 17.5R25 G2 MICH 3 PC RIM EH LOW CAB W/ WINDOWS AUTOSHIFT TRANSMISSION GREASE,OIL,FUEL&COOLNT 10W30 PREM POST/CONT FAB EH CNTRLS EH CONTROL VALVE W/ 1 AUX EH PLACE HOLDER FRONT PUSH BLOCK REAR RIPPER/SCARIFIER COMBO DLX LIGHTING PKG W/LED COLOR 1400 CCA BATTERY, 9.0L

**2011 John Deere 772GP Motor Grader**

Lot #502 (Sale Order 502 of 41)

EXTENDED FACTORY WARRANTY UNTIL AUG 2016 S/N 1DW772GPKBE637461 Hours 1402 ELECTRO HYDRAULIC CONTROLS 9.0L ENG,EPA TIER IV ALTERNATOR 150 AMP QUICK SERVICE GROUP STANDARD FUEL LINES JDLINK ULTIMATE(W/SIM1) N.A. BLACK EXHAUST STACK IT4 ENG 14'X27"X1" MB (8" CEX5/8") CRCLC INSRT-NYLON-S.D. ENGLISH OPERATOR MANUAL 17.5R25 SNOW MICH 3PC RIM EH LOW CAB W/ WINDOWS AUTOSHIFT TRANSMISSION TRANS VALVE SOLENOID GUARD GREASE,OIL,FUEL&COOLNT 10W30 CAB PRECLEANER PREM POST/CONT FAB EH CNTRLS EH FRT W 3AUX/MID W 3AUX EH PLACE HOLDER DLX LIGHTING PKG W/LED +8XTR 1400 CCA BATTERY, 9.0L STANDARD FT FENDERS CONVERTER, 25 AMP 24V TO 12V MIRRORS, EXTERNAL HEATED LOWER FRONT INT WIPER/WASHER RADIO AM/FM/WB WITH CD A/C - CHARGE REAR CAMERA REAR FENDERS NARROW SUNVISOR-FRONT WINDOW REAR RETRACTABLE SUNSHADE FIRE EXTINGUISHER REAR PUSH BLOCK RIPPER/SCARIFIER COMBO RH FLIP DOWN BEACON BRACKET

**2012 Sany 135C Excavator**

Lot #503 (Sale Order 503 of 41)

S/N 12SY013570528 Hours 825

**2011 Tesmec TRS1275**

Lot #504 (Sale Order 504 of 41)

110 Rocksaw, Operating Weight 150K Digging Width 12â€ Engine Cat C15 HP540, Hours 1,627

**2003 Vermeer Chainsaw**



Lot #506 (Sale Order 506 of 41)

S/N 122 Approach Angle 16 deg Height Range 135" (342.9 cm) Length with 40" (101.6 cm) End Idler and 6 ft (1.83 m) Boom 32.2' 9.8 m Conveyor Belt Width 30" 76.2 cm Conveyor Belt Speed Range 0-1070 fpm (0-326 m/min) Conveyor Belt Style Cleat or finger type Make and Model Caterpillar C13 Gross Horsepower 415 hp 309.5 kw Rated Engine RPM 2100 Number of Cylinders 6 Fuel Tank Capacity 184 gal 696.5 L Operating Range 8.8 hours Fuel Consumption at Full Load 20.9 gph 79.1 lph

**2000 Vermeer 855-131 Rocksaw**

Lot #507 (Sale Order 507 of 41)

S/N 131 Approach angle: 20Â° Height: 10.9' (3.3 m) Length range: 33.3' â€ 40.3' (10.1 m â€ 12.3 m) Weight range (tractor plus trencher attachment): 94,000 lb ( 42,637.7 kg) Width range: 8.4' â€ 8.7' (2.6 m â€ 2.7 m) Ground pressure: 11 psi â€ 16.4 psi (75.8 kPa â€ 113 kPa) Tilt track with Auto Level available: max angle 12.5Â° Track length: 12.3' (3.7 m) Track pad type: Single, double or triple grouser Track pad width: 20" or 24" (50.8 cm or 61 cm) Track size: D6 Travel speed max: 199 fpm (60.7 m/min) Service brakes: Hydrostatic Max cutting depth: 54" (137.2 cm) Cutting width: 6", 8", 10", 12" or 14" (15.2 cm, 20.3 cm, 25.4 cm, 30.5 cm or 35.6 cm) Cutter tip speed: 838 ft/min (255.4 m/min) End idler diameter: 40" (101.6 cm)







### 1968 Caterpillar D6 Crawler Dozer

Lot #508 (Sale Order 508 of 41)

Serial #: 2M5120 \*) Cat Diesel Engine \*) OROPS \*) 18" Pads \*) Lever Steer \*) 8' Push Blade Located: Lone Grove, OK 73443



### 2010 Kubota M7040 Tractor with LA1153S Front Loader

Lot #600 (Sale Order 600 of 41)

Serial #: 81460 Hours: 1,649.7 as of 10-22-2015 \*) Ultra Grand Cab with AC & Heat \*) 8 x 8 Hydraulic shuttle transmission \*) (2) Hydraulic SUV Rear Remotes \*) Front Tires 9.5 x 24 x (2) \*) Rear Tires 16.9 x 30 x (2) \*) 60" Low Profile Bucket \*) 2 Spike Bale Spear \*) One owner Tractor Located in Ringling, OK 73456



### 2002 Tesmec 1275 Rock Saw

Lot #601 (Sale Order 601 of 41)

Hours 3142 S/N 101 1275 Rock Saw Year 2002 â€ S/N 101 â€ 3,143 hrs. â€ 525 HP 3406E CAT engine â€ 5 foot by 16 inch maximum cut



### 2012 Tesmec 885 Chainsaw

Lot #602 (Sale Order 602 of 41)

S/N 109 Hours 415 Max Depth 5ft. Width Range 8"-18" Offset 5'7" Max HP 196 Engine Cat C6.6 Ground Pressure 10-12psi



### 2005 Taylor Model T-300M 30,000LB Diesel Fork Lift

Lot #700 (Sale Order 700 of 41)

SERIAL No. S-BF-32472 Hours 10,370 EQUIPPED WITH: Cummins B5.9-C, 5.9L, C-160 Diesel Engine Taylor TC-32 Transmission (Model 13.5HR32337) Cab Enclosure w/Heater, A/C, and Defroster Power Steering Fork Positioner 7'2" Forks CATALOGUE SPECIFICATIONS: Lift Capacity @24" Center Of Gravity 30000 LBS Lift Capacity @48" Center Of Gravity 17900 LBS Mast Lift Height 15' Mast Carriage Width 12' Steer Axle Weight 19050 LBS Vehicle Weight, Maximum 46700 LBS



**2000 Taylor Model THD 360L 36,000LB Diesel Forklift**

Lot #701 (Sale Order 701 of 41)

S/N S-T6-29520 Hours: 15,152 Cummins B5.9-C, 5.9L, C-160 Diesel Engine Taylor TC-32 Transmission (Model 13.5HR32337410) Cab Enclosure w/Heater, A/C, and Defroster Power Steering Fork Positioner 8' Forks CATALOGUE SPECIFICATIONS: Lift Capacity @24" Center Of Gravity 36000 LBS Lift Capacity @48" Center Of Gravity 21300 LBS Mast Lift Height 15' Mast Carriage Width 12' Steer Axle Weight 20420 LBS Vehicle Weight, Maximum 46360 LBS



**JCB All Terrain Forklift Model 510-40**

Lot #702 (Sale Order 702 of 41)

S/N SLP51040TE576605 Hours 4,319.4 Machine Weight: 26,400LB 4x4x4 40' Reach 3 section boom Canopy Hydraulic Leveling Aux Hydraulic Hydraulic Stabilizers